

- Very compact units
- Easy tube insertion for rapid assembly of pneumatic circuits
- Positive tube anchorage
- All BSP taper threads pre-coated with non-PTFE based sealant
- Straight adaptors feature internal hexagon for Allen key
- Silicone free 'O'-rings



## Technical Data

### Medium:

Compressed air  
(For other media please consult Technical Department)

### Operating Pressure:

Vacuum – 18 bar  
(Dependent upon operating specification of tubing)

Vacuum: = –750mm of Hg i.e. 98%

### Operating Temperature:

–20°C\* to +80°C  
(–20°C to +200°C with Viton 'O'-ring - add suffix V)

## Tube Sizes

4, 5, 6, 8, 10, 12, 14 mm O/D

## Tubing Types:

Nylon 11 or 12, Polyurethane and other plasticised or unplasticised tubing which conforms to the tolerances specified in BS 5409, Part 1, 1976, light and normal duty, DIN 73378, DIN 74234, NFE 49-100

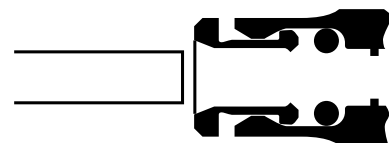
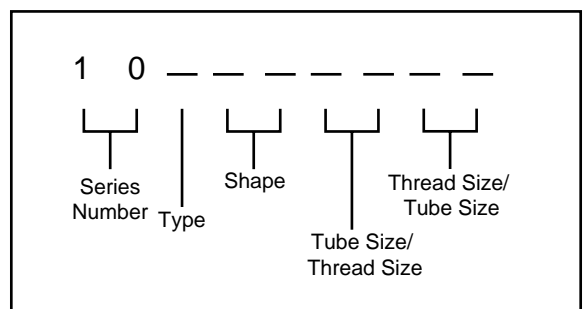
## Materials

Nickel plated brass or glass filled nylon for body  
Nickel plated brass for collet  
Silicone free nitrile rubber 'O' ring (Viton optional)  
Plastic sealing washer (parallel threads)  
Non - PTFE thread sealant (taper threads)

## Ordering Information

To order, quote appropriate product number from the tables on the following pages.















Pneufit's new product numbering system is designed to make identification and selection simple:














**Warning: The push-in tube fittings in this section must not be used in vehicle air braking systems. For push-in fittings suited to these applications please consult our Technical Service for details.**
















### Straight Connectors and Adaptors

<b>STEM TAILPIECE ADAPTOR</b> stem to hose bore  10019  Page 9.3.001.09	<b>STRAIGHT CONNECTOR</b> tube to tube  10020  Page 9.3.001.04	<b>STRAIGHT STEM CONNECTOR</b> (metal)  10022  Page 9.3.001.09	<b>STRAIGHT STEM CONNECTOR</b> (plastic)  11022  Page 9.3.001.09	<b>REDUCING/EXPANDING CONNECTOR</b> stem to tube  10023  Page 9.3.001.03/04	<b>BULKHEAD CONNECTOR</b> tube to tube  10029  Page 9.3.001.04	<b>MIXED BULKHEAD CONNECTOR</b> pif/compression  10031  Page 9.3.001.04
<b>STRAIGHT STEM ADAPTOR</b> BSP taper  10115  Page 9.3.001.03	<b>STRAIGHT STEM ADAPTOR</b> BSP parallel  10215  Page 9.3.001.03	<b>STRAIGHT STEM ADAPTOR</b> NPTF taper  10415  Page 9.3.001.03	<b>STRAIGHT ADAPTOR</b> BSP taper  10125  Page 9.3.001.04	<b>STRAIGHT ADAPTOR</b> BSP parallel  10225  Page 9.3.001.04	<b>STRAIGHT ADAPTOR</b> NPTF taper  10425  Page 9.3.001.05	<b>FEMALE STRAIGHT ADAPTOR</b> female parallel BSP  10226  Page 9.3.001.05








### Elbow Connectors, Adaptors and Banjos

<b>ELBOW CONNECTOR</b> tube to tube  10040  Page 9.3.001.06	<b>STEM ELBOW CONNECTOR</b> stem to tube  10043  Page 9.3.001.05	<b>BULKHEAD SWIVEL ELBOW CONNECTOR</b> tube to tube  10049  Page 9.3.001.06	<b>ELBOW ADAPTOR</b> BSP taper  10145  Page 9.3.001.06	<b>90° SWIVEL ELBOW ADAPTOR</b> BSP taper  10147  Page 9.3.001.05	<b>90° SWIVEL ELBOW ADAPTOR</b> BSP parallel  10247  Page 9.3.001.05	<b>EXTENDED SWIVEL ELBOW ADAPTOR</b> BSP taper  10154  Page 9.3.001.06
<b>45° SWIVEL ELBOW ADAPTOR</b> BSP parallel  10257  Page 9.3.001.05	<b>ELBOW BANJO ASSEMBLY</b> non-Regulating BSP parallel  10A51  Page 9.3.001.012	<b>ELBOW BANJO ASSEMBLY</b> regulating-out BSP parallel  10K51  Page 9.3.001.012	<b>ELBOW BANJO ASSEMBLY</b> regulating-out BSP taper  10TA0  Page 9.3.001.013			






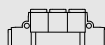

### Tee Connectors, Adaptors and Banjos, 'Y' Connectors and Adaptors, 4-way Connectors

<b>TEE CONNECTOR</b> tube x 3  10060  Page 9.3.001.06	<b>TEE ADAPTOR</b> BSP taper  10165  Page 9.3.001.06	<b>SWIVEL TEE ADAPTOR</b> BSP taper  10167  Page 9.3.001.07	<b>SWIVEL TEE ADAPTOR</b> BSP parallel  10267  Page 9.3.001.07	<b>TEE BANJO ASSEMBLY</b> non-regulating parallel thread  10A71  Page 9.3.001.012	<b>FIXED SIDE TEE ADAPTOR</b> BSP taper  10175  Page 9.3.001.07	<b>SWIVEL TEE ADAPTOR</b> BSP taper  10168  Page 9.3.001.07
<b>SWIVEL TEE ADAPTOR</b> BSP parallel  10268  Page 9.3.001.07	<b>'Y' CONNECTOR</b> tube x 3  10082  Page 9.3.001.08	<b>'Y' STEM CONNECTOR</b>  10084  Page 9.3.001.08	<b>PARALLEL 'Y' ADAPTOR</b> BSP taper  10188  Page 9.3.001.08	<b>PARALLEL 'Y' ADAPTOR</b> BSP parallel  10288  Page 9.3.001.08	<b>4-WAY CONNECTOR</b> tube x 4  10090  Page 9.3.001.07	

### Banjo Bodies and Bolts

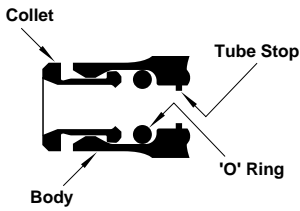
<b>ELBOW BANJO BODY</b>  10051  Page 9.3.001.010	<b>TEE BANJO BODY</b>  10071  Page 9.3.001.010	<b>BANJO BOLT</b> non-regulating single stacking BSP parallel  20A00  Page 9.3.001.011	<b>BANJO BOLT</b> non-regulating double stacking BSP parallel  20B00  Page 9.3.001.011	<b>BANJO BOLT</b> non-regulating triple stacking BSP parallel  20C00  Page 9.3.001.011	<b>BANJO BOLT</b> non-regulating single stacking with top port BSP parallel 20°00  20°00  Page 9.3.001.011	<b>BANJO BOLT</b> regulating single stacking BSP parallel 20°00  20°00  Page 9.3.001.010
---	---	--	--	--	---	---

### Accessories, Manifolds

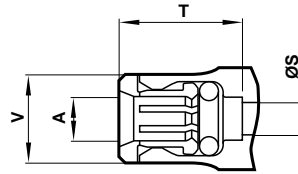
<b>PRESSURE INDICATOR</b> Panel mounted  10009  Page 9.3.001.09	<b>PRESSURE INDICATOR</b> plug in  10010  Page 9.3.001.09	<b>SILENCER</b> plug in  10011  Page 9.3.001.09	<b>PLUG</b> (acetal)  11004  Page 9.3.001.09	<b>BANJO BOLT</b> non-regulating with test point single stacking BSP parallel  20J00  Page 9.3.001.011	<b>MANIFOLD</b> tube x 8  100D6  Page 9.3.001.08	<b>MANIFOLD</b> BSP Taper  101D6  Page 9.3.001.08
---	---	---	--	--	--	---



### Assembly Details



### Typical Dimensions

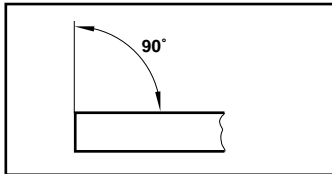


A O/D tube	S†	T* tubing stop	V
4	2,8	14,0	7,5
5	3,4	15,0	10,0
6	4,4	15,5	11,0
8	6,0	16,5	13,0
10	7,6	21,0	14,5
12	9,6	24,5	18,0
14	11,5	24,5	20,0

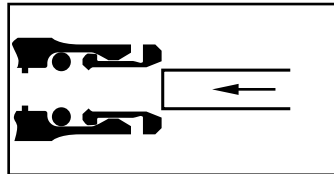
\* Dimensions here and in the individual tables refer to the collet being in the 'IN' position.

† Dimensions here (minimum bore diameter) are common per tube size for all Connectors, Elbows and Tees unless otherwise stated.

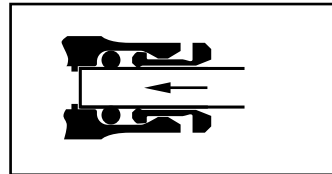
### Method of Assembly



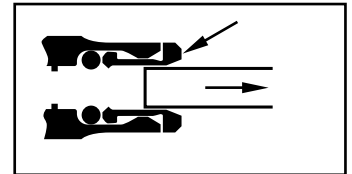
1. Ensure that the end of the tube is cut square and is free from burrs.



2. Push the tube through the collet into the fitting.



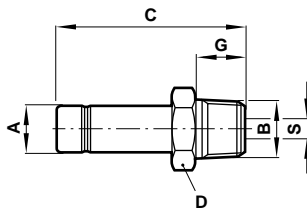
3. Push the tube firmly through the 'O' ring until it bottoms on the tube stop then pull back.



4. To disconnect, push the tube into the fitting, hold down the collet and withdraw the tube.

### Straight Stem Adaptor 10115

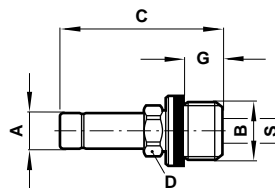
O/D tube stem to male taper BSP thread



Product number	A O/D stem	B thread BSP	C	D A/F	G	S
101150418	4	1/8	30,0	10	7,7	2,1
101150428	4	1/4	33,5	14	11,1	2,1
101150518	5	1/8	31,0	11	7,7	3,2
101150528	5	1/4	35,0	14	11,1	3,2
101150618	6	1/8	32,0	12	7,7	4,1
101150628	6	1/4	35,0	14	11,1	4,1
101150818	8	1/8	33,0	14	7,7	7,1
101150828	8	1/4	36,5	14	11,1	5,1
101150838	8	3/8	40,0	19	12,7	5,1
101151028	10	1/4	40,0	15	11,1	7,7
101151038	10	3/8	45,0	19	12,7	7,7
101151048	10	1/2	48,0	22	15,9	8,1
101151238	12	3/8	48,0	19	12,7	9,1
101151248	12	1/2	51,5	22	15,9	9,1
101151448	14	1/2	51,4	22	15,9	11,2

### Straight Stem Adaptor 10215

O/D tube stem to male parallel BSP thread

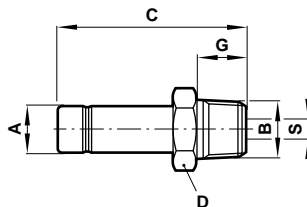


Product number	A O/D stem	B thread BSP	C	D A/F	G	S
102150418	4	1/8	29,0	8	4,9	2,1
102150428	4	1/4	33,0	10	7,5	2,1
102150518	5	1/8	30,5	8	4,9	3,3
102150528	5	1/4	34,0	10	7,5	3,3
102150618	6	1/8	31,0	8	4,9	4,0
102150628	6	1/4	34,5	10	7,5	4,0
102150818	8	1/8	32,5	10	4,9	5,0
102150828	8	1/4	35,5	10	7,5	6,0
102150838	8	3/8	39,0	13	8,9	6,0
102151028	10	1/4	41,5	13	7,5	6,5
102151038	10	3/8	43,5	13	8,9	8,0
102151048	10	1/2	49,0	17	12,2	8,0
102151238	12	3/8	48,5	17	8,9	10,0
102151248	12	1/2	52,5	17	12,2	10,0
102151438	14	3/8	48,5	17	8,9	10,0
102151448	14	1/2	52,5	17	12,2	11,5

Supplied Complete with Sealing Washer

### Straight Stem Adaptor 10415

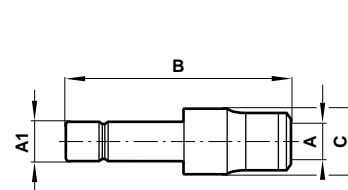
O/D tube stem to male taper NPTF thread



Product number	A O/D stem	B thread BSP	C	D A/F	G	S
104150418	4	1/8	31,8	7/16	9,5	2,1
104150428	4	1/4	36,7	9/16	14,3	2,1
104150518	5	1/8	33,3	7/16	9,5	3,2
104150528	5	1/4	38,2	9/16	14,3	3,2
104150618	6	1/8	33,7	7/16	9,5	4,0
104150628	6	1/4	38,6	9/16	14,3	4,0
104150818	8	1/8	34,8	7/16	9,5	5,0
104150828	8	1/4	39,6	9/16	14,3	5,0
104151028	10	1/4	44,1	9/16	14,3	7,6
104151038	10	3/8	46,1	1 1/16	14,3	7,6
104151048	10	1/2	51,1	7/8	19,0	8,1
104151238	12	3/8	49,6	1 1/16	14,3	9,1
104151248	12	1/2	54,6	7/8	19,0	9,1

### Reducing Connector 10023

O/D tube stem to O/D tube



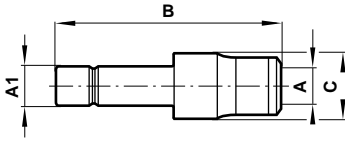
Product number	A1 O/D stem	A O/D tube	B	C
100230504	5	4	33,4	10,0
100230604	6	4	33,9	10,0
100230605	6	5	35,2	11,0
100230804	8	4	30,9	10,0
100230805	8	5	33,2	11,0
100230806	8	6	36,7	12,0
100231004	10	4	30,9	12,0
100231005	10	5	36,7	12,0
100231006	10	6	37,7	12,0
100231008	10	8	38,2	14,0
100231204	12	4	34,9	14,0
100231205	12	5	35,2	14,0
100231206	12	6	35,2	14,0
100231208	12	8	42,2	14,0
100231210	12	10	50,2	17,0
100231406	14	6	36,7	16,0
100231408	14	8	37,7	16,0
100231410	14	10	46,7	17,0
100231412	14	12	53,7	20,5



### Expanding Connector

O/D tube stem to O/D tube

### 10023

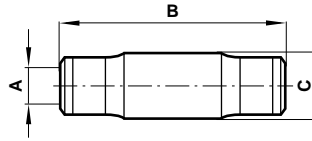


Product number	A1 O/D stem	A O/D tube	B	C
100230406	4	6	35,2	12,0
100230608	6	8	37,7	14,0

### Straight Connector

O/D tube to O/D tube

### 10020

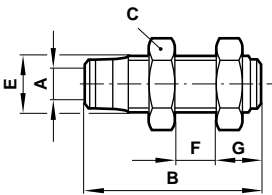


Product number	A O/D tube	B	C
100200400	4	29,8	10,0
100200500	5	31,9	11,0
100200600	6	33,4	12,0
100200800	8	35,4	14,0
100201000	10	44,4	17,0
100201200	12	51,4	20,5
100201400	14	52,4	21,0

### Bulkhead Connector

O/D tube to O/D tube

### 10029



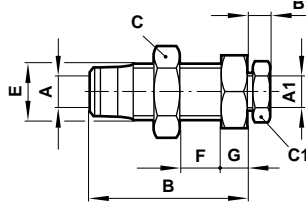
Product number	A O/D tube	B	C A/F	E thread	F	G
100290400	4	29,8	14	M10x1,0	12	8,9
100290500	5	31,9	17	M12x1,0	14	9,2
100290600	6	35,4	19	M14x1,5	15	10,2
100290800	8	36,4	22	M16x1,5	16	10,2
100291000	10	43,4	27	M20x1,5	14	11,2
100291200	12	50,4	30	M24x1,5	15	11,2
100291400	14	50,4	30	M24x1,5	15	11,2

Fitting is supplied complete.  
Additional locknuts may be ordered separately.

### Mixed Bulkhead Connector

Push-in fitting to compression fitting

### 10031



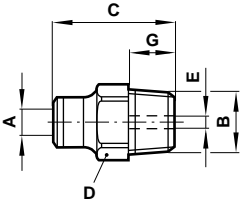
Fitting is supplied complete.  
Additional locknuts may be ordered separately.  
(Nut and sleeve are for 36 Series fittings.)

Product number	A O/D tube	A1 O/D tube	B	B1	C A/F	C1	E thread	F	G
100310404	4	4	26,9	6,0	17	8	M12x1,0	9,5	17
100310606	6	6	29,7	7,0	22	13	M15x1,0	9,5	19
100310808	8	8	33,7	8,0	24	13	M18x1,5	11,2	22
100311010	10	10	40,2	8,0	27	17	M20x1,5	14,3	27
100311212	12	12	44,2	9,0	30	19	M24x1,5	17,5	30
100311414	14	14	46,2	11,5	32	22	M26x1,5	18,5	32

### Straight Adaptor

O/D tube to male taper BSP thread

### 10125

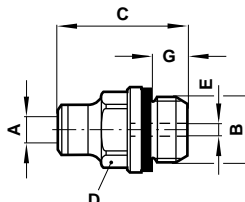


Product number	A O/D tube	B thread	C	D A/F	E A/F	G
101250418	4	1/8	20,5	10,0	3	7,7
101250428	4	1/4	23,0	14,0	3	11,1
101250518	5	1/8	22,7	10,0	4	7,7
101250528	5	1/4	23,2	14,0	4	11,1
101250618	6	1/8	23,2	11,0	4	7,7
101250628	6	1/4	25,2	14,0	4	11,1
101250818	8	1/8	26,7	13,0	5	7,7
101250828	8	1/4	28,2	14,0	6	11,1
101250838	8	3/8	27,2	17,0	6	12,7
101250848	8	1/2	29,2	22,0	6	15,9
101251018	10	1/8	31,7	17,0	5	7,7
101251028	10	1/4	34,2	17,0	7	11,1
101251038	10	3/8	34,2	17,0	8	12,7
101251048	10	1/2	33,7	22,0	8	15,9
101251228	12	1/4	39,2	22,0	7	11,1
101251238	12	3/8	39,7	22,0	10	12,7
101251248	12	1/2	40,2	22,0	10	15,9
101251438	14	3/8	39,7	22,0	10	12,7
101251448	14	1/2	40,2	22,0	10	15,9

### Straight Adaptor

O/D tube to male metric or parallel BSP thread

### 10225



Product number	A O/D tube	B thread	C	D A/F	E A/F	F	G
102250403	4	M3x0,5	21,0	-	1,5	9	2,7
102250405	4	M5x0,8	21,3	-	2,5	9	3,4
102250418	4	1/8	19,0	10	3	-	4,9
102250428	4	1/4	21,5	10	3	-	7,5
102250505	5	M5x0,8	22,9	-	2,5	10	3,4
102250518	5	1/8	23,7	10	4	-	4,9
102250528	5	1/4	22,2	12	4	-	7,5
102250605	6	M5x0,8	23,8	-	2,5	11	3,4
102250618	6	1/8	25,2	11	4	-	4,9
102250628	6	1/4	23,7	13	4	-	7,5
102250818	8	1/8	26,7	13	5	-	4,9
102250828	8	1/4	28,2	14	6	-	7,5
102250838	8	3/8	26,2	17	6	-	8,9
102250848	8	1/2	31,7	17	6	-	12,2
102251018	10	1/8	32,2	17	5	-	4,9
102251028	10	1/4	33,7	17	7	-	7,5
102251038	10	3/8	32,2	19	8	-	8,9
102251048	10	1/2	32,2	19	8	-	12,2
102251228	12	1/4	37,7	22	7	-	7,5
102251238	12	3/8	38,2	22	10	-	8,9
102251248	12	1/2	37,2	22	10	-	12,2
102251438	14	3/8	38,2	22	10	-	8,9
102251448	14	1/2	37,2	22	10	-	12,2

M5 & M3

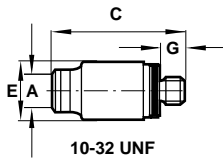
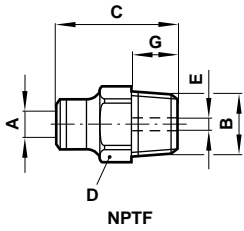
Supplied Complete with Sealing Washer



### Straight Adaptor

O/D tube to male taper  
NPTF thread

### 10425



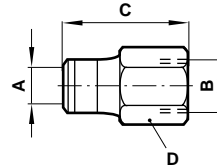
Supplied complete with sealing washer.

Product number	A O/D tube	B thread	C	D A/F	E A/F	G
104250418	4	1/8	22,7	7/16	3/32	9,5
104250428	4	1/4	26,5	9/16	1/8	14,25
104250518	5	1/8	24,5	7/16	5/32	9,5
104250528	5	1/4	26,3	9/16	5/32	14,25
104250610	6	10/32	24,0		11	3,4
104250618	6	1/8	25,0	7/16	5/32	9,5
104250628	6	1/4	28,3	9/16	5/32	14,25
104250638	6	3/8	27,2	11/16	5/32	14,25
104250818	8	1/8	28,5	7/16	3/16	9,5
104250828	8	1/4	31,1	9/16	1/4	14,25
104250838	8	3/8	31,1	11/16	1/4	14,25
104251018	10	1/8	33,5	11/16	3/16	9,5
104251028	10	1/4	37,3	11/16	1/4	14,25
104251038	10	3/8	35,8	11/16	5/16	14,25
104251048	10	1/2	36,8	7/8	5/16	19,05
104251228	12	1/4	42,3	7/8	9/32	14,25
104251238	12	3/8	41,3	7/8	13/32	14,25
104251248	12	1/2	43,3	7/8	13/32	19,05

### Straight Adaptor

O/D tube to female  
parallel metric or  
BSP thread

### 10226

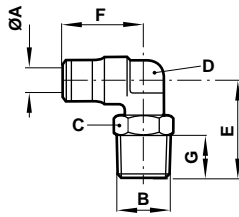


Product number	A O/D tube	B thread	C	D A/F
102260405	4	M5x0,8	22,5	10
102260418	4	1/8	24,4	13
102260428	4	1/4	28,9	17
102260505	5	M5x0,8	23,6	10
102260518	5	1/8	25,7	13
102260528	5	1/4	29,7	17
102260618	6	1/8	26,2	13
102260628	6	1/4	30,7	17
102260818	8	1/8	27,2	13
102260828	8	1/4	31,7	17
102261028	10	1/4	36,7	17
102261038	10	3/8	39,2	19
102261238	12	3/8	41,2	19
102261248	12	1/2	44,7	24

### 90° Swivel Elbow Adaptor

O/D tube to male taper  
BSP thread

### 10147

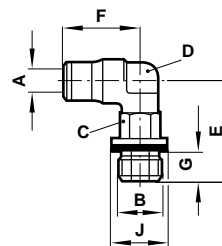


Product number	A O/D tube	B thread BSP	C A/F	D A/F	E	F	G
101470418	4	1/8	10	7,0	20,5	16,9	7,7
101470428	4	1/4	14	7,0	24,1	16,9	11,1
101470518	5	1/8	11	9,0	21,0	18,4	7,7
101470528	5	1/4	14	9,0	24,6	18,4	11,1
101470618	6	1/8	11	9,0	21,5	19,6	7,7
101470628	6	1/4	14	9,0	25,1	19,6	11,1
101470638	6	3/8	17	8,0	27,5	20,2	12,7
101470818	8	1/8	14	11,0	23,0	21,3	7,7
101470828	8	1/4	14	11,0	26,1	21,3	11,1
101470838	8	3/8	17	13,3	30,5	21,8	12,7
101470848	8	1/2	22	13,3	34,5	21,8	15,9
101471018	10	1/8	14	13,3	25,5	26,7	7,7
101471028	10	1/4	17	13,3	28,8	26,7	11,1
101471038	10	3/8	17	13,3	30,5	26,7	12,7
101471048	10	1/2	22	13,3	34,5	26,7	15,9
101471228	12	1/4	19	16,0	31,8	31,7	11,1
101471238	12	3/8	22	16,0	34,2	31,7	12,7
101471248	12	1/2	22	16,0	38,2	31,7	15,9
101471438	14	3/8	22	17,0	33,2	30,7	12,7
101471448	14	1/2	22	17,0	37,0	31,7	15,9

### 90° Swivel Elbow Adaptor

O/D tube to male metric or  
parallel BSP thread

### 10247



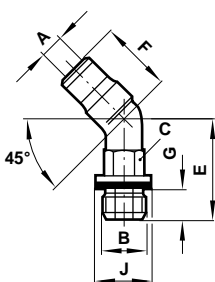
Product number	A O/D tube	B thread	C	D A/F	E	F	G	J
102470403	4	M3 x 0,5	8	7,0	16,0	17,0	3,5	-
102470405	4	M5 x 0,8	8	7,0	19,0	17,0	3,4	8,0
102470418	4	1/8	11	7,0	21,8	16,9	4,9	13,8
102470428	4	1/4	11	7,0	25,5	16,9	7,5	17,8
102470505	5	M5 x 0,8	8	9,0	20,0	18,4	3,4	8,0
102470518	5	1/8	11	9,0	22,3	18,4	4,9	13,8
102470528	5	1/4	11	9,0	26,0	18,4	7,5	17,8
102470605	6	M5 x 0,8	8	9,0	20,5	19,6	3,4	8,0
102470618	6	1/8	11	9,0	22,8	19,6	4,9	13,8
102470628	6	1/4	11	9,0	26,5	19,6	7,5	17,8
102470818	8	1/8	13	11,0	23,8	21,3	4,9	13,8
102470828	8	1/4	17	11,0	29,1	21,3	7,5	17,8
102470838	8	3/8	19	13,3	33,3	21,8	8,9	21,8
102470848	8	1/2	19	13,3	39,3	21,8	12,2	25,8
102471018	10	1/8	17	13,3	26,3	26,7	4,9	13,8
102471028	10	1/4	17	13,3	31,6	26,7	7,5	17,8
102471038	10	3/8	19	13,3	33,3	26,7	8,9	21,8
102471048	10	1/2	19	13,3	39,3	26,7	12,2	25,8
102471228	12	1/4	19	16,0	35,3	31,7	7,5	17,8
102471238	12	3/8	19	16,0	37,0	31,7	8,9	21,8
102471248	12	1/2	19	16,0	43,0	31,7	12,2	25,8
102471438	14	3/8	19	17,0	36,0	30,7	8,9	21,8
102471448	14	1/2	24	17,0	39,2	31,7	12,2	25,8

Supplied complete with sealing washer.

### 45° Swivel Adaptor

O/D tube to male parallel BSP thread

### 10257



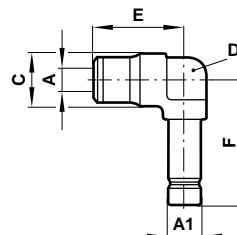
Product number	A O/D tube	B thread BSP	C A/F	E	F	G	J
102570618	6	1/8	11	19,3	17,7	4,9	13,8
102570628	6	1/4	11	23,0	17,7	7,5	17,8
102570818	8	1/8	11	20,6	19,5	4,9	13,8
102570828	8	1/4	17	25,9	19,5	7,5	17,8

Supplied Complete with Sealing Washer

### Stem Elbow Connector

O/D tube stem to O/D tube

### 10043



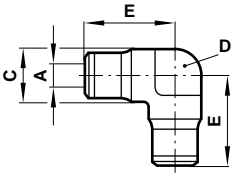
Product number	A O/D tube	A1 O/D stem	C	D A/F	E	F	G
100430400	4	4	10	7	9,4	25,0	17,0
100430600*	6	6	12	9	18,9	27,5	18,5
100430800	8	8	14	-	21,2	29,5	19,5
100430805	8	5	14	-	19,5	30,0	20,0

\* Extended stem version=100440600



**Elbow Connector**  
O/D tube to O/D tube

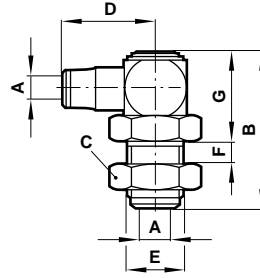
**10040**



Product number	A O/D tube	C	D A/F	E
100400400	4	10,1	7,0	17,0
100400500	5	11,1	7,0	18,4
100400600*	6	12,1	8,0	19,6
100400800	8	14,3	11,0	21,3
100401000	10	17,1	13,3	26,7
100401200	12	20,6	16,0	31,7
100401400	14	21,6	17,0	33,2

\* Bracketed version = 100410600

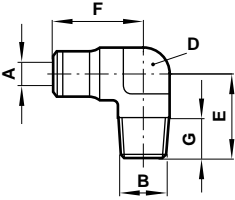
**Bulkhead Swivel Elbow Connector** **10049**  
O/D tube to O/D tube



Product number	A O/D tube	B	C A/F	D	E thread	F max	G
100490400	4	35,5	17	20,6	M12x1,0	7	21,5
100490500	5	35,7	17	21,7	M12x1,0	7	21,7
100490600	6	40,0	19	24,2	M14x1,5	7	24,5
100490800	8	45,2	22	26,7	M16x1,5	7	30,0
100491000	10	49,2	27	31,7	M22x1,5	9	31,0
100491200	12	53,8	30	38,2	M24x1,5	12	32,5
100491400	14	56,8	32	38,2	M26x1,5	15	32,5

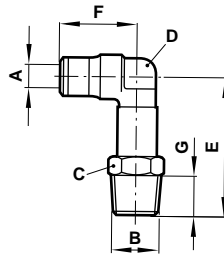
Fitting is supplied complete.  
Additional locknuts may be ordered separately.

**Fixed Elbow Adaptor** **10145**  
O/D tube to male taper BSP thread



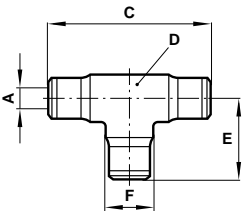
Product number	A O/D tube	B thread BSP	D A/F	E	F	G
101450418	4	1/8	7,0	15,0	16,9	7,7
101450428	4	1/4	11,0	20,2	18,2	11,1
101450518	5	1/8	7,0	15,5	18,4	7,7
101450528	5	1/4	11,0	20,2	20,0	11,1
101450618	6	1/8	8,0	16,0	19,6	7,7
101450628	6	1/4	11,0	20,2	20,0	11,1
101450818	8	1/8	11,0	16,9	21,3	7,7
101450828	8	1/4	11,0	20,2	21,3	11,1
101450838	8	3/8	13,3	23,3	22,0	12,7
101450848	8	1/2	17,0	28,8	24,2	15,9
101451018	10	1/8	13,3	18,5	26,7	7,7
101451028	10	1/4	13,3	21,6	26,7	11,1
101451038	10	3/8	13,3	23,3	26,7	12,7
101451048	10	1/2	17,0	28,8	28,7	15,9
101451228	12	1/4	16,0	23,3	31,7	11,1
101451238	12	3/8	16,0	25,0	31,7	12,7
101451248	12	1/2	17,0	28,8	32,2	15,9

**Extended Swivel Elbow Adaptor** **10154**  
O/D tube to male taper BSP thread



Product number	A O/D tube	B thread BSP	C A/F	E	F	G	D
101540418	4	1/8	10,0	34,0	16,9	7,7	7,0
101540428	4	1/4	14,0	40,1	16,9	11,1	7,0
101540618	6	1/8	11,0	36,6	19,6	7,7	9,0
101540628	6	1/4	14,3	41,1	19,6	11,1	9,0
101540818	8	1/8	14,0	40,3	21,3	7,7	11,0
101540828	8	1/4	14,0	44,4	21,3	11,1	11,0
101540838	8	3/8	17,0	51,5	21,8	12,7	13,3
101541038	10	3/8	17,0	51,5	26,7	12,7	13,3

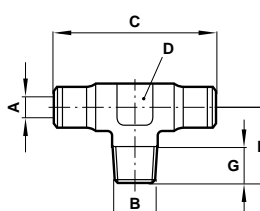
**Tee Connector** **10060**  
O/D tube to O/D tube



Product number	A O/D tube	C	D A/F	E	F
100600400	4	33,8	7,0	16,9	10,1
100600500	5	36,8	7,0	18,4	11,1
100600600*	6	39,2	8,0	19,6	12,1
100600800	8	42,6	11,0	21,3	14,3
100601000	10	53,4	13,3	26,7	17,1
100601200	12	63,4	16,0	31,7	20,6
100601400	14	66,4	17,0	33,2	21,6

\* Bracketed version = 100610600

**Fixed Tee Adaptor** **10165**  
O/D tube to male taper BSP thread

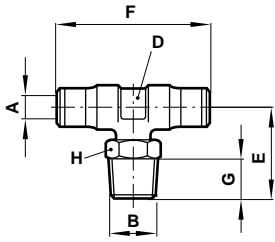


Product number	A O/D tube	B thread BSP	C	D	E	G
101650418	4	1/8	33,8	7,0	15,0	7,7
101650518	5	1/8	36,8	7,0	15,5	7,7
101650528	5	1/4	40,0	11,0	20,2	11,1
101650618	6	1/8	39,2	8,0	16,0	7,7
101650628	6	1/4	40,0	11,0	20,2	11,1
101650818	8	1/8	42,6	11,0	16,9	7,7
101650828	8	1/4	42,6	11,0	20,2	11,1
101650838	8	3/8	44,0	13,3	23,3	12,7
101651028	10	1/4	53,4	13,3	21,6	11,1
101651038	10	3/8	53,4	13,3	23,3	12,7
101651228	12	1/4	63,4	16,0	23,3	11,1
101651238	12	3/8	63,2	16,0	25,0	12,7



### Swivel Tee Adaptor **10167**

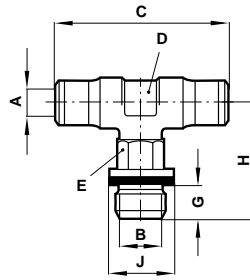
O/D tube to male taper BSP thread



Product number	A O/D tube	B thread	C	D A/F	E	G	H
101670418	4	1/8	33,8	7,0	21,4	7,7	10
101670428	4	1/4	33,8	7,0	24,1	11,1	14
101670518	5	1/8	36,8	9,0	21,9	7,7	11
101670528	5	1/4	36,8	9,0	24,6	11,1	14
101670618	6	1/8	39,2	9,0	22,4	7,7	11
101670628	6	1/4	39,2	9,0	25,1	11,1	14
101670818	8	1/8	42,6	11,0	23,9	7,7	14
101670828	8	1/4	42,6	11,0	26,1	11,1	14
101670838	8	3/8	43,6	13,3	30,5	12,7	17
101671028	10	1/4	53,4	13,3	28,8	11,1	17
101671038	10	3/8	53,4	13,3	30,5	12,7	17
101671048	10	1/2	53,4	13,3	34,5	15,9	22
101671228	12	1/4	63,4	16,0	31,8	11,1	19
101671238	12	3/8	63,4	16,0	34,2	12,7	22
101671248	12	1/2	63,4	16,0	38,2	15,9	22
101671438	14	3/8	61,4	17,0	33,2	12,7	22
101671448	14	1/2	63,4	17,0	37,0	15,9	22

### Swivel Tee Adaptor **10267**

O/D tube to male metric or parallel BSP thread

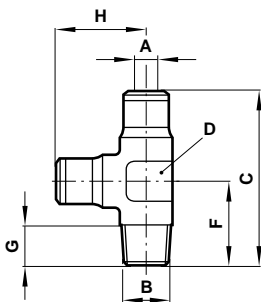


Product number	A O/D tube	B thread	C	D A/F	E	G	H	J
102670403	4	M3 x 0,5	34,0	7,0	8	3,5	16,0	-
102670405	4	M5 x 0,8	34,0	7,0	8	3,4	19,5	8,0
102670418	4	1/8	33,8	7,0	11	4,9	21,8	13,8
102670505	5	M5 x 0,8	36,8	9,0	8	3,4	20,0	8,0
102670518	5	1/8	36,8	9,0	11	4,9	22,3	13,8
102670528	5	1/4	36,8	9,0	11	7,5	26,0	17,8
102670605	6	M5 x 0,8	39,2	9,0	8	3,4	20,5	8,0
102670618	6	1/8	39,2	9,0	11	4,9	22,8	13,8
102670628	6	1/4	39,2	9,0	11	7,5	26,5	17,8
102670818	8	1/8	42,6	11,0	13	4,9	23,6	13,8
102670828	8	1/4	42,6	11,0	17	7,5	29,1	17,8
102670838	8	3/8	43,6	13,3	19	8,9	21,8	21,8
102671028	10	1/4	53,4	13,3	17	7,5	31,6	17,8
102671038	10	3/8	53,4	13,3	19	8,9	33,3	21,8
102671228	12	1/4	63,4	16,0	19	7,5	35,3	17,8
102671238	12	3/8	63,4	16,0	19	8,9	37,0	21,8
102671438	14	3/8	61,4	17,0	19	8,9	36,0	21,8
102671448	14	1/2	63,4	17,0	24	12,2	39,2	25,8

Supplied Complete with Sealing Washer

### Fixed Side Tee Adaptor **10175**

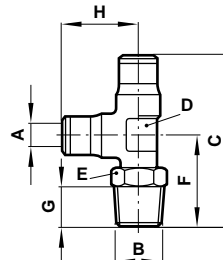
O/D tube to male taper BSP thread



Product number	A O/D tube	B thread BSP	C A/F	D A/F	F	G	H
101750418	4	1/8	31,9	7,0	15,0	7,7	16,9
101750518	5	1/8	33,9	7,0	15,5	7,7	18,4
101750528	5	1/4	40,2	11,0	20,2	11,1	20,0
101750618	6	1/8	35,6	8,0	16,0	7,7	19,6
101750628	6	1/4	40,2	11,0	20,2	11,1	20,0
101750818	8	1/8	38,2	11,0	16,9	7,7	21,3
101750828	8	1/4	41,5	11,0	20,2	11,1	21,3
101750838	8	3/8	45,3	13,3	23,3	12,7	22,0
101751028	10	1/4	48,3	13,3	21,6	11,1	26,7
101751038	10	3/8	50,0	13,3	23,3	12,7	26,7
101751228	12	1/4	55,0	16,0	23,3	11,1	31,7
101751238	12	3/8	56,7	16,0	25,0	12,7	31,7

### Swivel Side Tee Adaptor **10168**

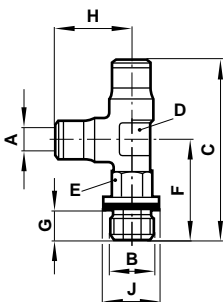
O/D tube to male taper BSP thread



Product number	A O/D tube	B thread	C A/F	D A/F	E	F	G	H
101680418	4	1/8	38,3	7,0	10	20,5	7,7	16,9
101680428	4	1/4	41,0	7,0	14	24,1	11,1	16,9
101680518	5	1/8	40,3	9,0	11	21,9	7,7	18,4
101680528	5	1/4	43,0	9,0	14	24,6	11,1	18,4
101680618	6	1/8	42,0	9,0	11	22,4	7,7	19,6
101680628	6	1/4	44,7	9,0	14	25,1	11,1	19,6
101680818	8	1/8	45,2	11,0	14	23,9	7,7	21,3
101680828	8	1/4	47,4	11,0	14	26,1	11,1	21,3
101680838	8	3/8	52,3	13,3	17	30,5	12,7	21,8
101681028	10	1/4	55,5	13,3	17	28,8	11,1	26,7
101681038	10	3/8	57,2	13,3	17	30,5	12,7	26,7
101681228	12	1/4	63,5	16,0	19	31,8	11,1	31,7
101681238	12	3/8	65,9	16,0	22	34,2	12,7	31,7
101681248	12	1/2	69,9	16,0	22	38,2	15,9	31,7
101681438	14	3/8	66,5	17,0	22	33,2	12,7	33,2
101681448	14	1/2	70,2	17,0	22	37,0	15,9	33,2

### Swivel Side Tee Adaptor **10268**

O/D tube to male metric or parallel BSP thread

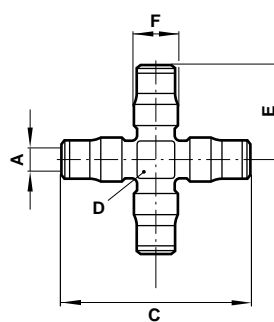


Product number	A O/D tube	B thread	C	D A/F	E	F	G	H	J
102680403	4	M3x0,5	34,0	7,0	8,0	17,0	3,5	17,0	-
102680405	4	M5x0,8	36,5	7,0	8,0	19,5	3,4	17,0	8,0
102680418	4	1/8	38,7	7,0	11,0	21,8	4,9	16,9	13,8
102680505	5	M5x0,8	39,0	7,0	8,0	20,6	3,4	18,4	8,0
102680518	5	1/8	40,7	9,0	11,0	22,3	4,9	18,4	13,8
102680528	5	1/4	44,4	9,0	11,0	26,0	7,5	18,4	17,8
102680618	6	1/8	42,4	9,0	11,0	22,8	4,9	19,6	13,8
102680628	6	1/4	46,1	9,0	11,0	26,5	7,5	19,6	17,8
102680818	8	1/8	45,1	11,0	13,0	23,8	4,9	21,3	13,8
102680828	8	1/4	50,4	11,0	17,0	29,1	7,5	21,3	17,8
102680838	8	3/8	55,0	13,3	19,0	33,3	8,9	21,3	21,9
102681028	10	1/4	58,3	13,3	17,0	31,6	7,4	26,7	17,8
102681038	10	3/8	60,0	13,3	19,0	33,3	8,9	26,7	21,8
102681228	12	1/4	67,0	16,0	19,0	35,3	7,5	31,7	17,8
102681238	12	3/8	68,7	16,0	19,0	37,0	8,9	31,7	21,8
102681438	14	3/8	69,2	17,0	19,0	36,0	8,9	33,2	21,8
102681448	14	1/2	72,5	17,0	24,0	39,2	12,2	33,2	25,8

Supplied complete with sealing washer.

### 4 Way Cross Connector **10090**

O/D tube x 4



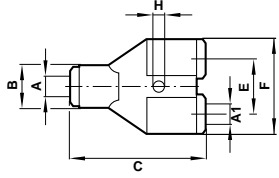
Product number	A O/D stem	C	D A/F	E	F
100900400	4	42,0	10	21,0	10,4
100900500	5	45,4	10	22,7	11,1
100900600	6	47,4	10	23,7	12,1
100900800	8	57,4	13	28,7	14,3
100901000	10	68,4	13	34,2	17,1



**Parallel Y Connector**

O/D tube to O/D tube

**10082**



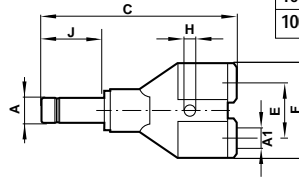
Product number	A O/D tube	A1 O/D tube	B	C	E	F	H
100820400	4	4	11	34,0	11,0	22,0	3,2
100820600	6	6	13	38,4	14,0	27,0	3,2
100820800	8	8	15	40,4	16,0	31,0	3,2
100821000	10	10	20,0	49,4	20,6	42,0	4,2
100820604	6	4	13	38,2	14,0	27,0	3,2
100820806	8	6	15	40,4	16,3	31,0	3,2
100821008	10	8	20,0	49,4	20,6	42,0	4,2

Plastic Body. N.B Mounting hole

**Parallel Y Stem Connector**

O/D stem to O/D tube

**10084**

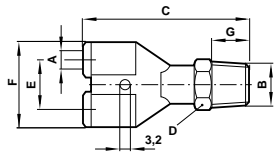


Product number	A O/D stem	A1 O/D tube	C	E	F	H	J
100840404	4	4	50,2	11	22,5	3,20	17,3
100840604	6	4	51,4	11	22,5	3,20	18,5
100840606	6	6	55,7	14	28,0	3,20	18,5
100840808	8	8	58,7	16	32,0	3,20	19,5

**Parallel Y Adaptor**

O/D tube to male taper BSP thread

**10188**



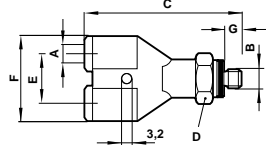
Product number	A O/D tube	B thread	C	D A/F	E	F	G
101880418	4	1/8	43,7	10	11,0	22,5	7,7
101880618	6	1/8	48,2	11	14,0	28,0	7,7
101880818	8	1/8	51,2	14	16,0	32,0	7,7
101880828	8	1/4	54,7	11	16,0	32,0	11,1
101881038	10	3/8	66,9	19	22	42,5	12,7
101881048	10	1/2	70,1	22	22	42,5	15,9

Plastic Body. N.B Mounting hole

**Parallel Y Adaptor**

O/D tube to male metric or parallel BSP thread

**10288**

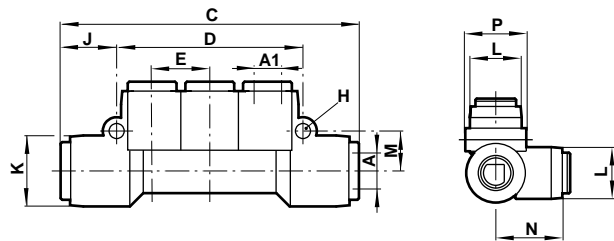


Product number	A O/D tube	B thread	C	D A/F	E	F	G
102880405	4	M5 x 0,8	42,7	10	11,0	22,5	3,4
102880605	6	M5 x 0,8	47,2	11	14,0	28,0	3,4

Plastic Body. N.B Mounting hole  
Supplied Complete with Sealing Washer

**Manifold**

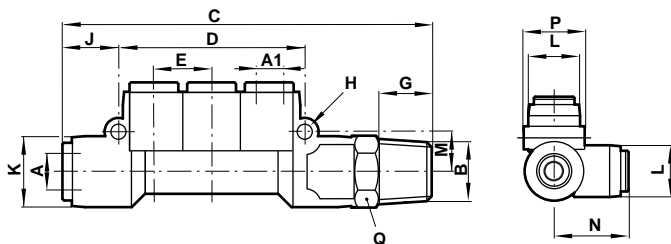
O/D tube to O/D tube



Product number	A O/D tube inlet	A1 O/D tube outlet	C	D	E	H	J	K	L	M	N	P
100D60804	8	4	68	42,0	13,0	3,4	12,7	16,0	14,0	9,0	20,0	16,4
100D60806	8	6	68	42,0	13,0	3,4	12,7	16,0	14,0	9,0	20,2	16,4
100D61006	10	6	83	48,0	15,0	3,4	17,2	20,0	16,0	10,5	22,7	20,4
100D61008	10	8	83	48,0	15,0	3,4	17,2	20,0	16,0	10,5	22,7	20,4

**Manifold**

O/D tube to male taper BSP thread



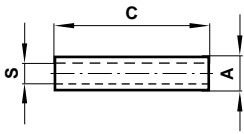
Product number	A O/D tube inlet	A1 O/D tube outlet	B thread	C	D	E	G	H	J	K	L	M	N	P	Q A/F
101D60428	8	4	1/4	83	42,0	13,0	11,1	3,4	12,7	16,0	14,0	9,0	20,2	16,4	17
101D60438	8	4	3/8	85	42,0	13,0	12,7	3,4	12,7	16,0	14,0	9,0	20,2	6,4	19
101D60628	8	6	1/4	83	42,0	13,0	11,1	3,4	12,7	16,0	14,0	9,0	20,2	16,4	17
101D60638	8	6	3/8	85	42,0	13,0	12,7	3,4	12,7	16,0	14,0	9,0	20,2	16,4	19
101D60838	10	8	3/8	100	48,0	15,0	12,7	3,4	17,2	20,0	16,0	10,5	22,7	20,4	19
101D60848	10	8	1/2	104	48,0	15,0	15,9	3,4	17,2	20,0	16,0	10,5	22,7	20,4	22



**Straight Stem Connector – Plastic**

**11022**

O/D tube stem to O/D tube stem

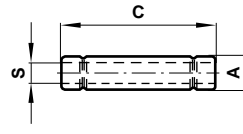


Product number	A O/D stem	C	S
110220400	4	30,2	2,5
110220500	5	33,2	3,3
110220600	6	34,0	4,0
110220800	8	36,0	5,4
110221000	10	45,0	7,0
110221200	12	52,0	8,5
110221400	14	51,8	11,0

**Straight Stem Connector – Brass**

**10022**

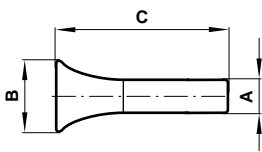
O/D tube stem to O/D tube stem



Product number	A O/D stem	B	S
100220400	4	30,2	2,6
100220500	5	33,2	3,4
100220600	6	34,0	4,0
100220800	8	36,0	6,0
100221000	10	45,0	7,6
100221200	12	52,0	9,6
100221400	14	51,8	11,5

**Plug (Plastic)**

**11004**

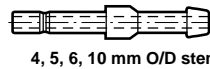


Product number	A O/D stem	B	C
110040400	4	9,6	26,5
110040500	5	10,6	28,0
110040600	6	11,6	28,5
110040800	8	12,7	29,5
110041000	10	15,6	34,0
110041200	12	16,7	37,5
110041400	14	19,6	37,5

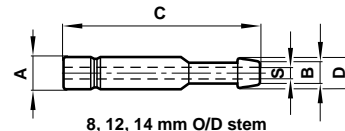
**Stem Tailpiece Adaptor**

**10019**

O/D tube stem to hose bore



4, 5, 6, 10 mm O/D stem



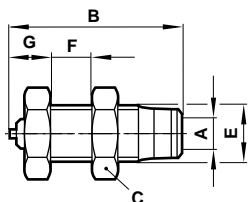
8, 12, 14 mm O/D stem

Product number	A O/D stem	B hose bore	C	D	S nom.
100190403	4	3	34,0	4,3	1,8
100190405	4	5	34,0	6,3	2,1
100190505	5	5	35,6	6,3	2,8
100190605	6	5	36,0	6,3	2,8
100190606	6	6,3	36,0	8,0	4,0
100190806	8	6,3	37,0	8,0	4,3
100190808	8	8	38,5	9,6	5,5
100191006	10	6,3	41,5	8,0	4,3
100191008	10	8	43,0	9,6	5,5
100191010	10	10	44,0	12,0	7,3
100191208	12	8	46,5	9,6	5,5
100191210	12	10	46,5	12,0	7,3
100191212	12	12,5	47,3	15,0	9,7
100191412	14	12,5	47,2	15,0	9,7

**Pressure Indicators**

**10009**

Panel Mounted



Product number	A O/D tube	B	C	E thread	F max.	G
100090400	4	28,4	14	M10x1,0	6,5	8,3
100090600	6	30,5	19	M14x1,5	7,0	9,3
100090800	8	32,5	22	M16x1,5	7,0	9,3

Plug-In



**10010**

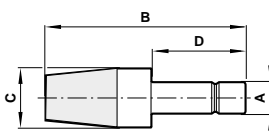
Product number	A thread	B	C A/F	D
100100400	4	28,5	8,0	16,6
100100600	6	30,5	8,0	18,5
100100800	8	31,5	10,0	19,5

Note: The red button remains **OUT** at all times until pressed in.  
If it stays **IN** no pressure is present, if it returns **OUT** then pressure is present.  
The minimum operating pressure is 1 bar.

**Silencers**

**10011**

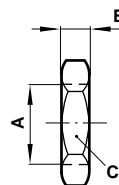
Plug-In



Product number	A thread	B	C A/F	D
100110400	4	31,5	11,0	16,6
100110600	6	33,5	11,0	18,5
100110800	8	40,5	13,0	19,5
100111000	10	53,5	19,2	24,0
100111200	12	57,0	19,2	27,5

Sintered bronze element

**Bulkhead Locknut**



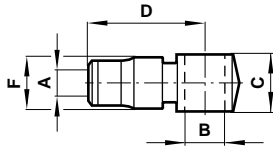
Product number	A thread	B	C A/F
36252018	M10x1,0	5	14
36252001	M12x1,0	5	17
36252002	M14x1,5	6	19
36252004	M16x1,5	6	22
36252006	M20x1,5	7	27
36252007	M24x1,5	7	30



### Elbow Banjo Body

O/D tube

### 10051

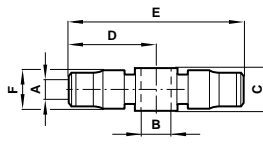


Product number	A O/D tube	B thread BSP	C	D	F
100510405	4	M5x0,8	12,6	18,7	9,5
100510418	4	1/8	14,0	20,6	11,0
100510505	5	M5x0,8	12,6	20,2	11,0
100510518	5	1/8	14,0	21,7	11,5
100510605	6	M5x0,8	12,6	22,2	12,5
100510618	6	1/8	14,0	23,7	12,5
100510628	6	1/4	16,0	24,2	13,0
100510818	8	1/8	14,0	23,7	14,0
100510828	8	1/4	16,0	24,7	14,0
100510838	8	3/8	20,5	26,7	16,5
100511028	10	1/4	16,0	30,2	16,0
100511038	10	3/8	20,5	31,2	17,0
100511238	12	3/8	20,5	33,2	17,5
100511248	12	1/2	22,0	38,2	17,5

### Tee Banjo Body

O/D tube

### 10071



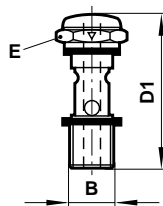
Product number	A O/D tube	B thread BSP	C	D	E	F
100710405	4	M5x0,8	12,6	18,7	37,4	9,5
100710418	4	1/8	14,0	20,6	41,2	11,0
100710505	5	M5x0,8	12,6	20,2	40,4	11,0
100710518	5	1/8	14,0	21,7	43,3	11,5
100710605	6	M5x0,8	12,6	20,7	41,4	11,5
100710618	6	1/8	14,0	23,7	47,4	12,5
100710628	6	1/4	16,0	24,2	48,4	13,0
100710818	8	1/8	14,0	23,7	47,4	14,0
100710828	8	1/4	16,0	24,7	49,4	14,0

### Banjo Bolt – Regulating

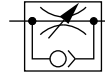
### 20\*00

Single stacking BSP parallel

Pressure rating on this item 10 bar

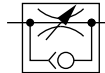


#### Regulating Out



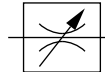
Product number	B thread	D1	E A/F
20K000005	M5 x 0,8	27,3	8
20K000018	1/8	34,0	14
20K000028	1/4	36,5	17
20K000038	3/8	51,5	22
20K000048	1/2	57,0	27

#### Regulating In



Product number	B thread	D1	E A/F
20L000005	M5 x 0,8	27,3	8
20L000018	1/8	34,0	14
20L000028	1/4	36,5	17
20L000038	3/8	51,5	22
20L000048	1/2	57,0	27

#### Bi-Directional Flow



Product number	B thread	D1	E A/F
20M000005	M5 x 0,8	27,3	8
20M000018	1/8	34,0	14
20M000028	1/4	36,5	17
20M000038	3/8	51,5	22
20M000048	1/2	57,0	27

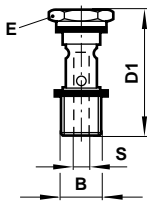
All banjo bolts supplied complete with sealing washers.

Arrow on bolt hexagon indicates free flow direction.



**Banjo Bolt – Non Regulating  
Single Stacking BSP parallel**

**20A00**

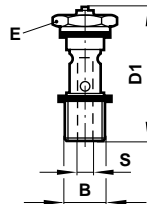


Product number	B thread	D1	E A/F	S
20A000005	M5x0,8	22	8	2,5
20A000018	1/8	30	14	5,0
20A000028	1/4	34	17	8,5
20A000038	3/8	41	22	10,0
20A000048	1/2	47,5	27	11,5

Supplied complete with sealing washers.

**Banjo Bolt – Non Regulating  
Single Stacking with Test Point**

**20J00**

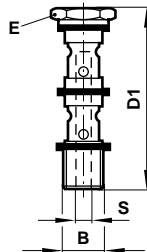


Product number	B thread BSP	D1	E A/F	S
20J000018	1/8	35,0	14	5,0
20J000028	1/4	39,0	17	8,5
20J000038	3/8	46,0	22	10,0

Supplied complete with sealing washers.

**Banjo Bolt – Non Regulating  
Double Stacking BSP parallel**

**20B00**

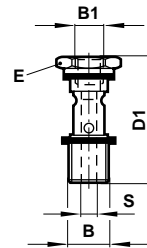


Product number	B thread	D1	E A/F	S
20B000005	M5x0,8	34,5	8	2,5
20B000018	1/8	46,5	14	5,0
20B000028	1/4	52,5	17	8,5
20B000038	3/8	64,0	22	10,0
20B000048	1/2	72,5	27	11,5

Supplied complete with sealing washers.

**Banjo Bolt – Non Regulating  
Single Stacking with Top Port BSP parallel**

**20\*00**

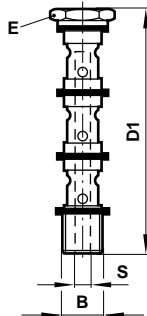


Product number	B1 thread BSP	B thread BSP	D1	E A/F	S
20D000505	M5x0,8	M5x0,8	25,6	8	2,5
20D000528	M5x0,8	1/4	34,0	17	8,5
20D000538	M5x0,8	3/8	41,0	22	10,0
20E001818	1/8	1/8	36,0	14	5,0
20E001828	1/8	1/4	35,5	17	6,0
20E001838	1/8	3/8	41,0	22	10,0
20F002828	1/4	1/4	45,0	17	8,5
20G003838	3/8	3/8	52,0	22	10,0

Supplied complete with sealing washers.

**Banjo Bolt – Non Regulating  
Triple Stacking BSP parallel**

**20C00**

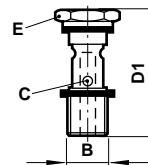


Product number	B thread	D1	E A/F	S
20C000018	1/8	63,0	14	5,0
20C000028	1/4	71,5	17	8,5
20C000038	3/8	87,0	22	10,0

Supplied complete with sealing washers.

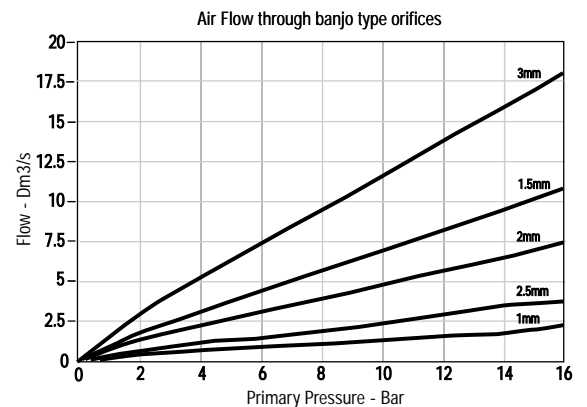
**Fixed Orifice Banjo Bolt**

**20A01**



Product number	B thread	C	D1 A/F	E
20A011038	G3/8	1,0	22	10,0
20A011538	G3/8	1,5	22	10,0
20A012038	G3/8	2,0	22	10,0
20A012518	G1/8	2,5	14	5,0
20A012528	G1/4	2,5	17	8,5
20A012538	G3/8	2,5	22	10,0
20A012548	G1/2	2,5	27	11,5
20A013038	G3/8	3,0	22	10,0

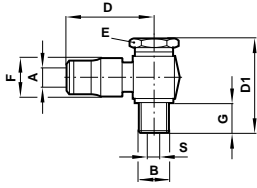
Supplied complete with sealing washers.





### Elbow Banjo Assembly **10A51**

Non Regulating Bolt  
O/D tube to male metric or parallel BSP thread

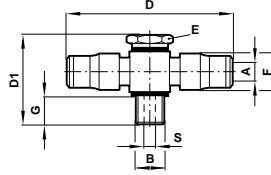


Product number	A O/D tube	B thread	D	D1	E A/F	F	G	S
10A510405	4	M5x0,8	18,7	22	8	9,5	4,0	2,5
10A510418	4	1/8	20,6	30	14	11,0	6,0	5,0
10A510505	5	M5x0,8	20,2	22	8	11,0	4,0	2,5
10A510518	5	1/8	21,7	30	14	11,5	6,0	5,0
10A510605	6	M5x0,8	22,2	22	8	12,5	4,0	2,5
10A510618	6	1/8	23,7	30	14	12,5	6,0	5,0
10A510628	6	1/4	24,2	34	17	13,0	7,4	8,5
10A510818	8	1/8	23,7	30	14	14,0	6,0	5,0
10A510828	8	1/4	24,7	34	17	14,0	7,4	8,5
10A510838	8	3/8	26,7	41	22	16,5	9,0	10,0
10A511028	10	1/4	30,2	34	17	16,0	7,4	8,5
10A511038	10	3/8	31,2	41	22	17,0	9,0	10,0

Supplied complete with sealing washers.

### Tee Banjo Assembly **10A71**

Non Regulating Bolt  
O/D tube to male metric or parallel BSP thread

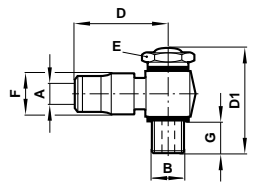


Product number	A O/D tube	B thread	D	D1	E A/F	F	G	S
10A710405	4	M5x0,8	37,4	22	8	9,5	4,0	2,5
10A710418	4	1/8	41,2	30	14	11,0	6,0	5,0
10A710505	5	M5x0,8	40,4	22	8	11,0	4,0	2,5
10A710518	5	1/8	43,4	30	14	11,5	6,0	5,0
10A710605	6	M5x0,8	41,4	22	8	11,5	4,0	2,5
10A710618	6	1/8	47,4	30	14	12,5	6,0	5,0
10A710628	6	1/4	48,4	34	17	13,0	7,4	8,5
10A710818	8	1/8	47,4	30	14	14,0	6,0	5,0
10A710828	8	1/4	49,4	34	17	14,0	7,4	8,5

Supplied complete with sealing washers.

### Elbow Banjo Assembly **10K51**

Regulating Out  
O/D tube to male metric or parallel BSP thread  
Pressure rating on this item 10 bar

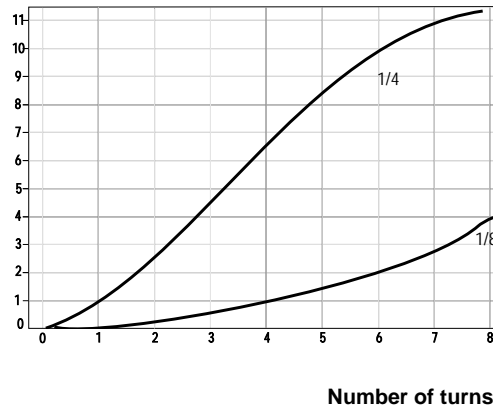


Product number	A O/D tube	B thread	D	D1	E A/F	F	G
10K510405	4	M5x0,8	18,7	27,0	8	9,5	4,4
10K510418	4	1/8	20,6	34,0	14	11,0	6,0
10K510505	5	M5x0,8	20,2	27,0	8	11,0	4,4
10K510518	5	1/8	21,7	34,0	14	11,5	6,0
10K510605	6	M5x0,8	22,2	27,0	8	12,5	4,4
10K510618	6	1/8	23,7	34,0	14	12,5	6,0
10K510628	6	1/4	24,2	36,5	17	13,0	6,0
10K510818	8	1/8	23,7	34,0	14	13,5	6,0
10K510828	8	1/4	24,7	36,5	17	14,0	6,0
10K510838	8	3/8	26,7	51,5	22	16,5	10,0
10K511028	10	1/4	30,2	36,5	17	15,7	6,0
10K511038	10	3/8	31,2	51,5	22	17,0	10,0
10K511238	12	3/8	33,2	51,5	22	17,5	10,0
10K511248	12	1/2	38,2	57,5	27	17,5	10,0

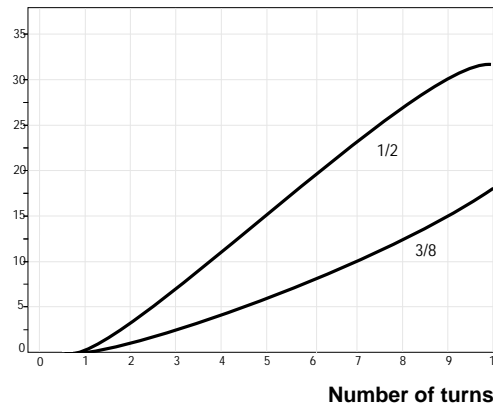
Supplied complete with sealing washers.

### Typical Flow Characteristics

Flow of Air (L/S)



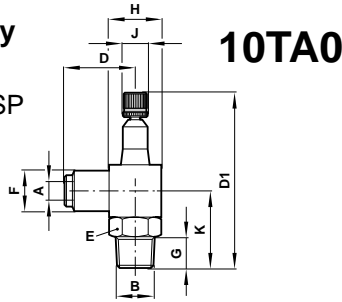
Flow of Air (L/S)





### Elbow Banjo Assembly

Regulating Out  
O/D tube to male taper BSP  
thread  
Knurled adjustment knob  
Pressure rating on this item  
10 bar



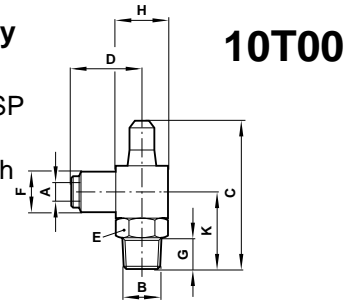
**10TA0**

Product number	A O/D tube	B	D1 Closed	D	E A/F	F	G	J	H Square	K
10TA00418	4	1/8	53	22,0	14	11,5	9,5	9,0	16	22,5
10TA00618	6	1/8	53	23,0	14	13,0	9,5	9,0	16	22,5
10TA00628	6	1/4	67	25,5	17	13,5	13,5	11,0	20	29,5
10TA00828	8	1/4	67	27,0	17	15,5	14,5	11,0	20	29,5
10TA00838	8	3/8	78	28,0	19	15,5	14,5	13,0	22	33,0
10TA01028	10	1/4	67	31,5	17	19,5	13,5	11,0	20	29,5
10TA01038	10	3/8	78	32,4	19	19,5	14,5	13,0	22	33,0
10TA01248	12	1/2	90	38,0	22	24,0	15,9	17,0	28	41,5

Plastic Body

### Elbow Banjo Assembly

Regulating Out  
O/D tube to male taper BSP  
thread  
Concealed adjustment with  
screw driver slot  
Pressure rating on this item  
10 bar



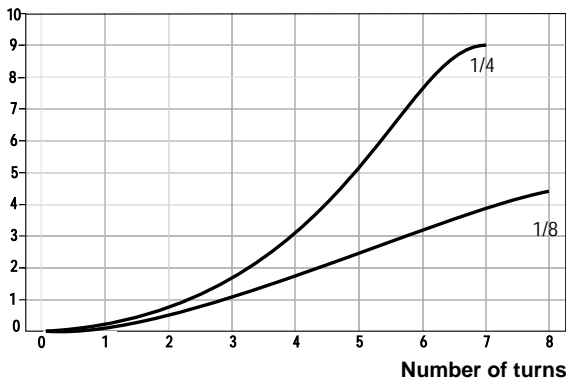
**10T00**

Product number	A O/D tube	B	C	D	E A/F	F	G	H Square	K
10T000418	4	1/8	42	22,0	14	11,5	9,5	16	22,5
10T000618	6	1/8	42	23,0	14	13,0	9,5	16	22,5
10T000628	6	1/4	54	25,5	17	13,5	13,5	20	29,5
10T000818	8	1/8	42	24,5	14	15,5	9,5	16	22,5
10T000828	8	1/4	54	27,0	17	15,5	13,5	20	29,5
10T000838	8	3/8	64	28,0	19	15,5	14,5	22	33,0
10T001028	10	1/4	54	31,5	17	19,5	13,5	20	29,5
10T001038	10	3/8	64	32,5	19	19,5	14,5	22	33,0
10T001248	12	1/2	72	38,0	22	24,0	15,9	28	41,5

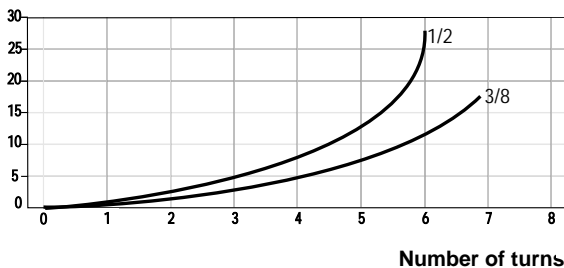
Plastic Body

## Typical Flow Characteristics

Flow of Air (L/S)



Flow of Air (L/S)



## Warning

These products are intended for use in industrial compressed air systems only. Do not use these products where pressures and temperatures can exceed those listed under 'Technical Data'.

Before using these products with fluids other than those specified, for non-industrial applications, life-support systems, or other applications not within published specifications, consult Norgren.

Through misuse, age, or malfunction, components used in fluid power systems can fail in various modes. The system designer is warned to consider the failure modes of all component parts used in fluid power systems and to provide adequate safeguards to prevent personal injury or damage to equipment in the event of such failure.

**System designers must provide a warning to end users in the system instructional manual if protection against a failure mode cannot be adequately provided.**

System designers and end users are cautioned to review specific warnings found in instruction sheets packed and shipped with these products where applicable.